

Gender-Relevant Statistics on Drugs and Crime

Andrea Oterová
Data Development and Dissemination Unit
Research and Trends Analysis Branch
UNODC

Taking action on gender

Streamlining gender in UNODC's data collections on drugs and crime


- ❖ UN Survey of Crime Trends and Operations of Criminal Justice Systems (UN-CTS)
- ❖ Questionnaire for the Global Report on Trafficking in Persons (GLOTIP)
- ❖ Annual Report Questionnaire (ARQ)
- ❖ Corruption and Gender (Nigeria Household Survey)
- ❖ SDGs and Gender


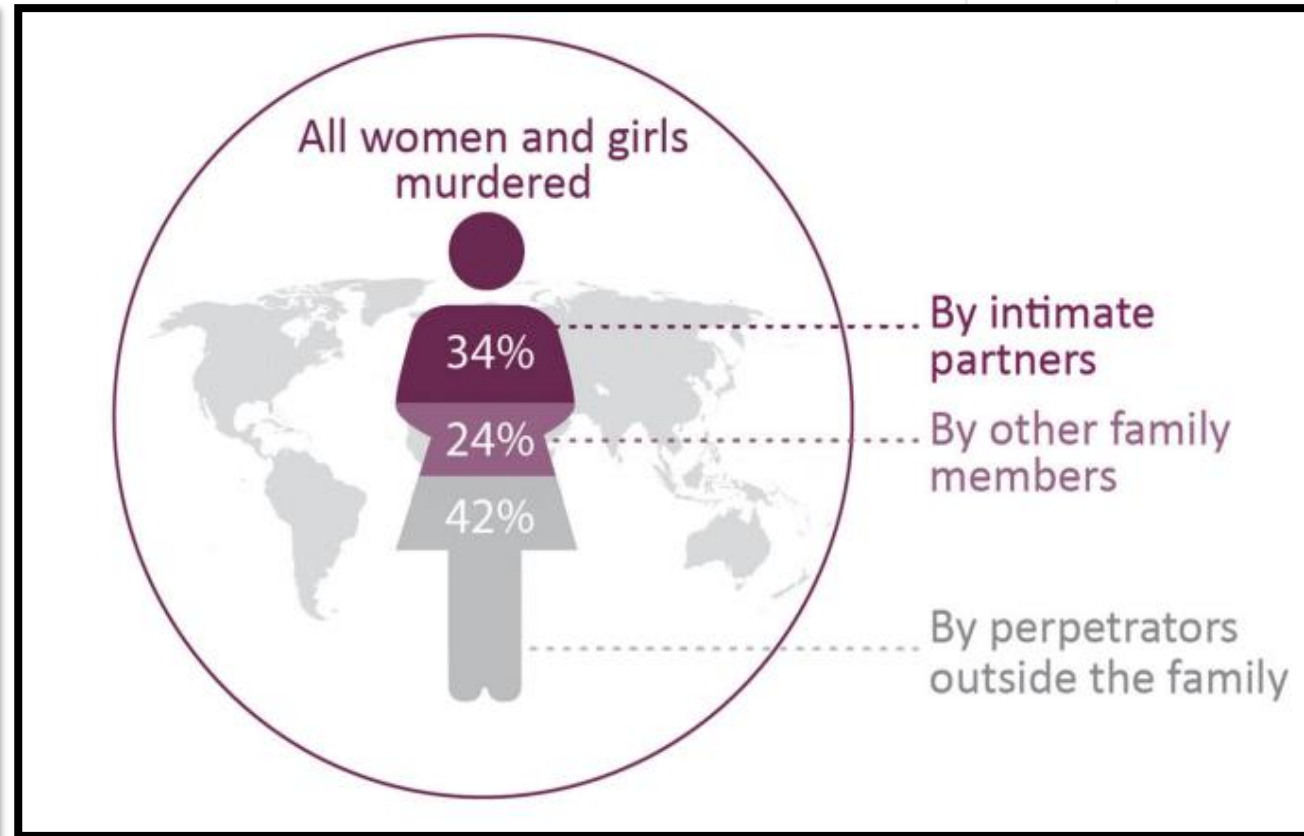
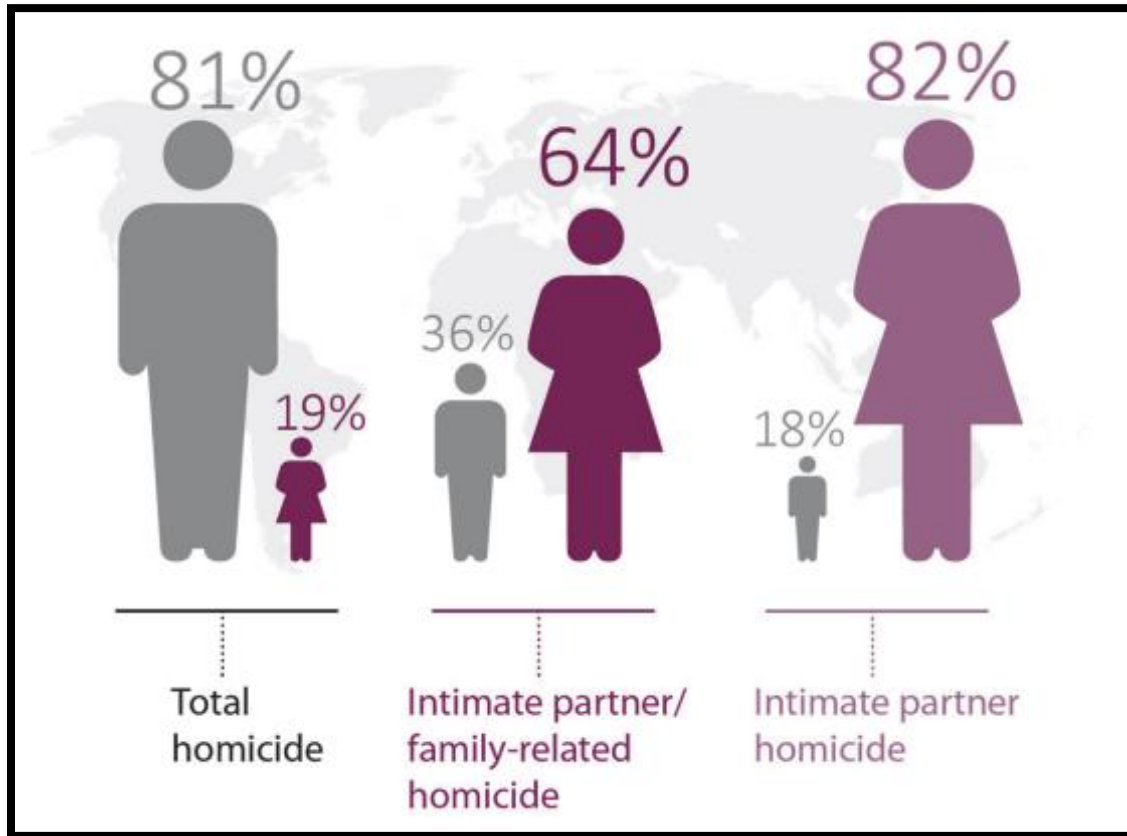
Measuring gender-related killings (GRK)

- Uses a framework for producing internationally comparable data using, internationally agreed concepts
- GRK: disproportionate figures for female IT/FM intentional homicide victims relative to male- **gender bias** → **GRK proxy**
- CTS (yearly) uses ICCS disaggregations of Intentional Homicide:
 - a) sex of victim and perpetrator
 - b) victim-perpetrator relationship
 - intimate partner/ family member (IP/FM)
 - c) situational context-
 - interpersonal homicide-IP/FM
 - d) motive-gender-based

GLOBAL STUDY ON HOMICIDE
Gender-related killing of women and girls

2019





GSH 2019: Gender-related killing (GRK):

Regional figures on IP/FM killings of women and girls

58 % killed by IP/FM globally (50,000)-2017

Total number of IP/FM homicides:


- Asia: largest number

137 a day

IP/FM homicide rates:

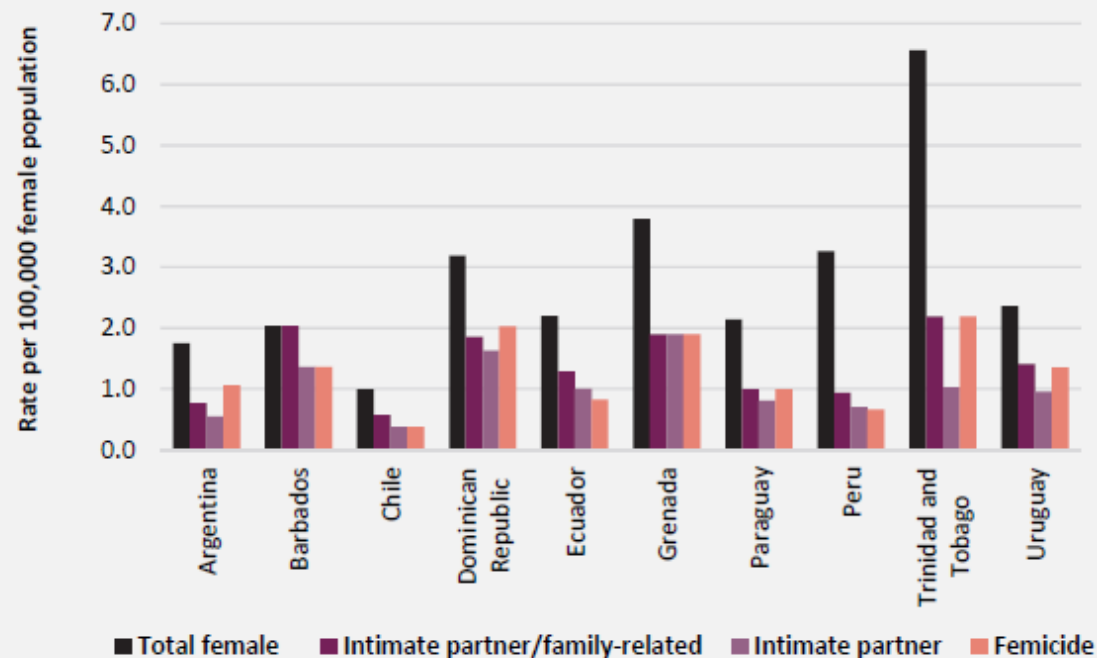
- Africa: females are at greatest risk of being killed by an intimate partner or other family member

- Europe has the lowest risk



GSH 2019: Regional distribution of gender-related killings

Rates of female total homicide, female intimate partner/family-related homicide, female intimate partner homicide and femicide, Latin America and the Caribbean, 2016 or latest available year




Source: UNODC homicide statistics; ECLAC.

In several countries the criminal offence of 'femicide/feminicide' has been established

- significant step in combating gender-related killing **BUT** data produced is very heterogeneous
- under-reporting (coded as intentional homicide)
- heterogeneity of data as a limitation for international comparability


Increasing data availability and international comparability

- females killed by IP/FM as first proxy of GRK (consistent with ICCS)
- other typologies of killings to better define 'gender motivation' are under development



GSH 2019: Femicide versus GRK



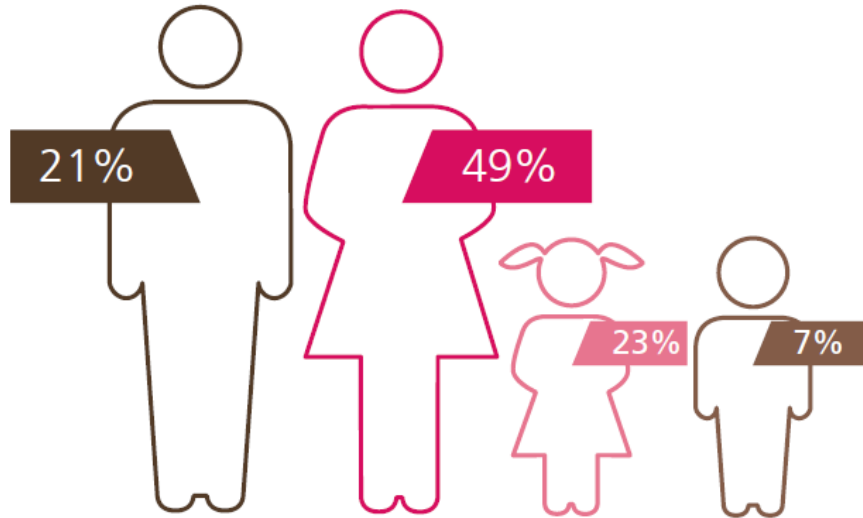


GLOBAL REPORT ON
**TRAFFICKING
 IN PERSONS**
 2018

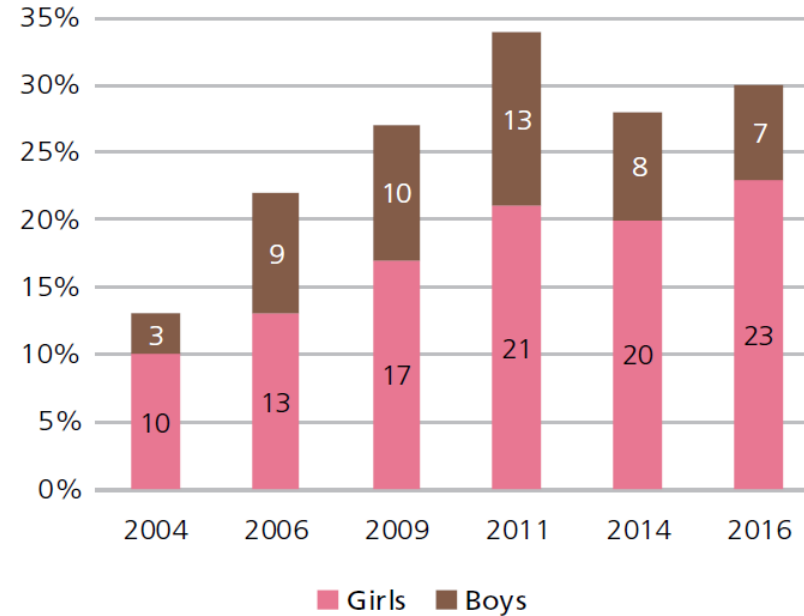
8	Victims of trafficking in persons by forms of exploitation
8.1	Total number of victims trafficked for sexual exploitation
8.1.1	Adults
8.1.1a	Adult males
8.1.1b	Adult females
8.1.2	Children
8.1.2a	Male children (boys)
8.1.2b	Female children (girls)
8.2	Total number of victims trafficked for forced labour
8.2.1	Adults
8.2.1a	Adult males
8.2.1b	Adult females
8.2.2	Children
8.2.2a	Male children (boys)
8.2.2b	Female children (girls)
8.3	Total number of victims trafficked for removal of organs
8.3.1	Adults
8.3.1a	Adult males
8.3.1b	Adult females
8.3.2	Children
8.3.2a	Male children (boys)
8.3.2b	Female children (girls)
8.4	Total number of victims trafficked for other purposes

5	Persons convicted of trafficking in persons by forms of exploitation
5.1	Total number of persons convicted of trafficking for sexual exploitation
5.2	Total number of persons convicted of trafficking for forced labour
5.3	Total number of persons convicted of trafficking for removal of organs
5.4	Total number of persons convicted of trafficking for other purposes
5.5	Total number of persons convicted of trafficking for other purposes - option 2
5.6	Total number of persons convicted of trafficking for other purposes - option 3
5.7	Total number of persons convicted of trafficking for other purposes - option 4

Shares of detected victims of trafficking in persons globally, by age group and sex, 2016 (or most recent)

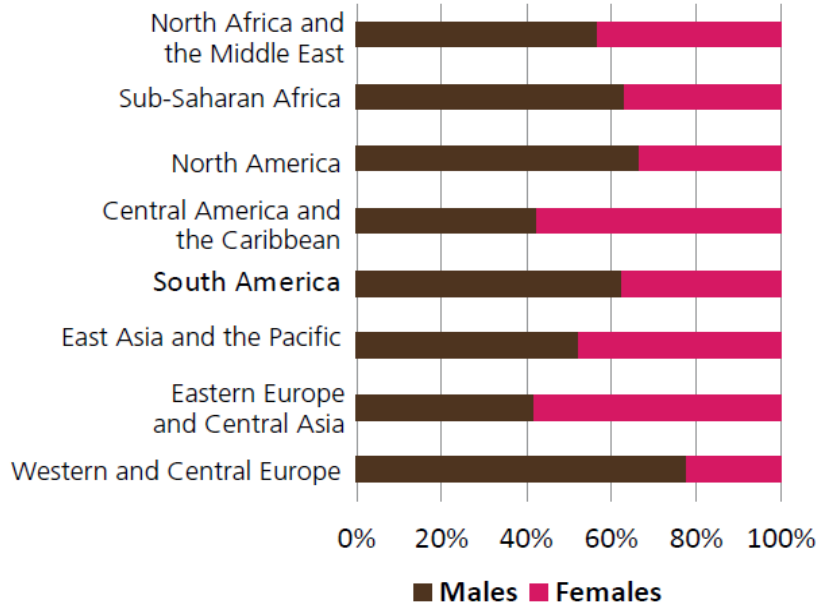


Trends in the shares of children among detected trafficking victims, selected years



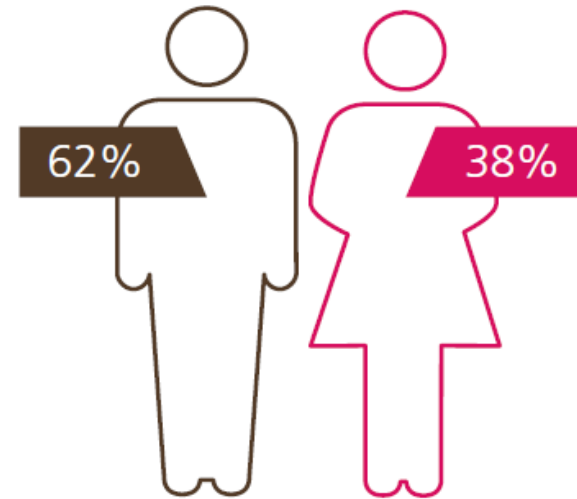
VICTIMS: Most detected victims are females and the share of girls is increasing (sexual exploitation, forced labour, other)

Share of persons convicted of trafficking in persons, by sex and subregion, 2016 (or most recent)



Shares of persons convicted of trafficking in persons, by sex, 2016 (or most recent)

58 countries (n=1,565)



PERPETRATORS: Men and women are convicted with certain regional heterogeneity

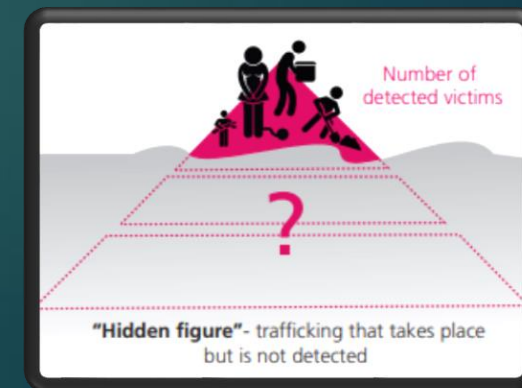
Measuring the real magnitude of the problem: SDG target 16.2.2:

“number of victims of trafficking per 100,000 population by sex, age and form of exploitation”

- Application of a Multiple System Estimation Methodology (MSE)- 7 countries-an extension of capture-recapture
- Requirements: 3 sources and a minimum of 80 victims detected per year
- UNODC and the Dutch National Rapporteur on Trafficking in Human Beings and Sexual Violence against Children estimated this hidden figure disaggregated by age, sex, form of exploitation and nationality
- Studies in Ireland, Romania and Serbia have also been undertaken
- On-going: Partnership with Walk Free Foundation, work with Norway and Moldova, creation of MSE Guidelines



Measuring the hidden figures on TIP-Accounting for victims that are not reported



WORLD DRUG REPORT 2019



Main data collection tool leading to the World Drug Report: Annual Report Questionnaire:

-data on drug supply and drug demand

ARQ review process 2018-2019:

Streamlining gender on indicators including:

- drug-related prevalence
- mortality
- treatment
- prevention of drug use

ARQ pilot, revised ARQ to be presented to the CND in March 2020 (increased precision of gender-disaggregated variables)

Some conclusions (ARQ data and scientific evidence)

- The prevalence of the **non-medical use of opioids and tranquilizers** among women remains at a comparable level to that of men, if not actually higher
- Women are at a **higher risk for infectious diseases**
- Women may **not only be victims, but also active participants in the drug trade (victims or empowered key actors-opinion differs)**
- Higher drug prevalence rates and a higher number of men brought into formal contact for drug trafficking, but the proportion of imprisoned women **sentenced for drug-related offences is higher than that of men**





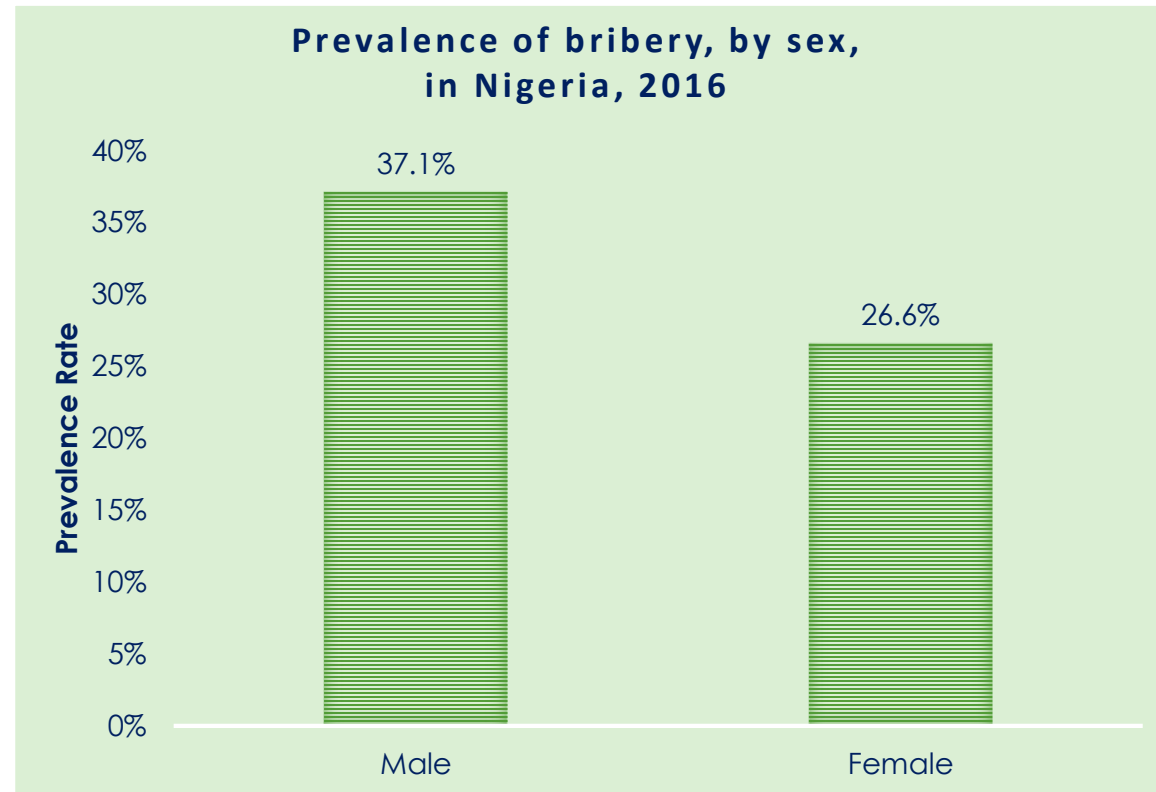
Corruption in Nigeria

Bribery: public experience and response

JULY 2017

SDG Indicator 16.5.1: Proportion of persons who had at least one contact with a public official and who paid a bribe to a public official, during the previous 12 months

- Almost a third of Nigerian adults (32 per cent) (2015- 2016)-lower figure for females
- Future plan: include variables to further understand the gender aspect of bribery (sex distribution of the officials people interact with)



Monitoring SDGs with a gender perspective: Tier II re-classified indicators:



SDG 3.5.1 Coverage of treatment interventions (pharmacological, psychosocial and rehabilitation and aftercare services) for substance use disorders: sex disaggregation: UNODC, WHO

$$Coverage_{DUD} = \frac{\text{Number of people in treatment for DUD}}{\text{Number of people with DUD}} \times 100$$

SDG 11.7.2 Proportion of persons victim of physical (P) or sexual (S) harassment, by sex, age, disability status and place of occurrence, in the previous 12 months: sex disaggregation- UNODC, UNDP, OHCHR

$$\text{Prevalence of P (S)harrassment} = \frac{\text{Number of persons who experienced physical/sexual harassment}}{\text{Total population}} \times 100$$

New indicator targets proposed-under development:

SDG 3.5.3 on 12-month prevalence of substance use (male and female)-UNODC-WHO

SDG 16.3.3 on access to civil justice-UNODC-UNDP in consultation with other agencies

Thank you!

Andrea.Oterova@un.org
<https://dataunodc.un.org/>